

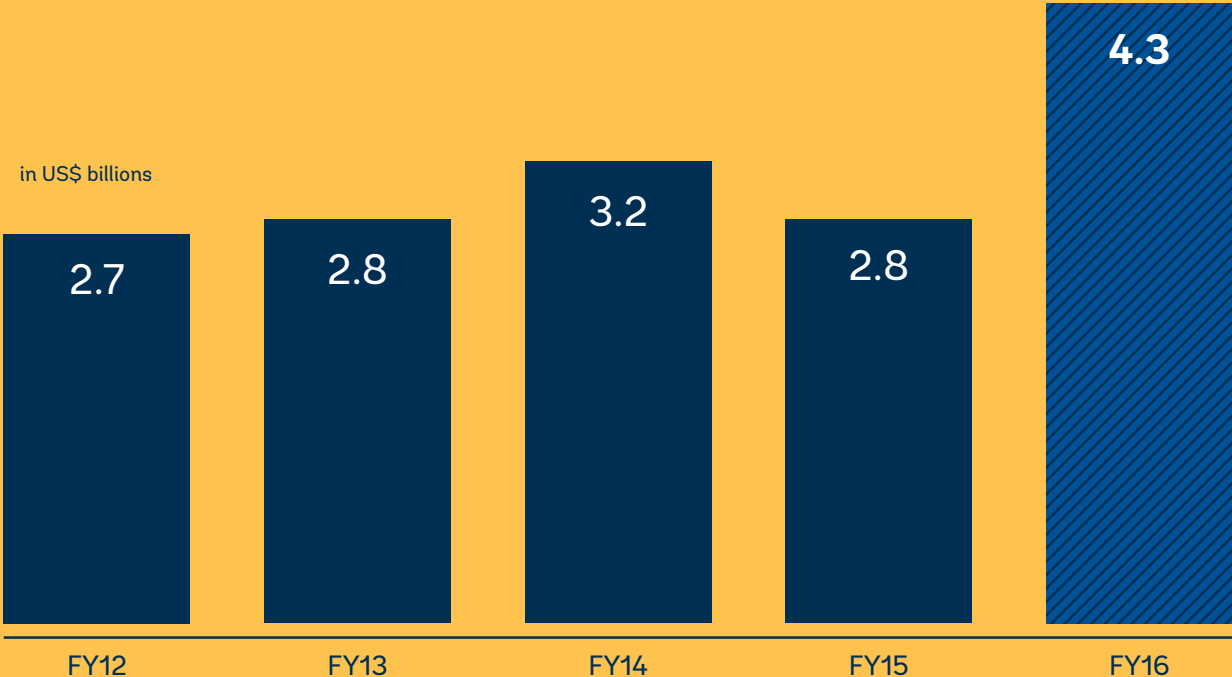
MIGA BUSINESS AND OPERATIONAL OVERVIEW

In fiscal year 2016, MIGA facilitated private sector investments into its four priority areas—IDA, FCS, climate change and innovation—and focused on increasing our development impact footprint by helping provide millions with electricity, generating new jobs and skills transfer and bridging the infrastructure gap.

In FY16
MIGA issued
a record
\$4.3 billion
in guarantees

Projects spanned across all regions and sectors, with 59 percent of projects falling into at least one of MIGA’s four priority areas. At the end of the year, MIGA’s outstanding gross exposure was **\$14.2 billion**, of which 45 percent was in IDA-eligible countries and 10 percent in FCS countries. Of this, \$7.5 billion was ceded to our reinsurance partners.

GROSS ISSUANCE VOLUME





GROSS OUTSTANDING EXPOSURE

in US\$ billions



Of MIGA's Active Portfolio



GROSS ISSUANCE*

Project Count	FY12	FY13	FY14	FY15	FY16
IDA-Eligible Countries	48%	70%	50%	43%	53%
Fragile and Conflict-Affected Countries	18%	23%	29%	15%	6%

* Some projects address more than one area.

GROSS ISSUANCE (in \$US millions)

